





















Weather Words

1. Match the following pictograms with the correct word. If necessary, use a dictionary.

sunny - snow - tornado - overcast - heavy rain - thunderstorm - hot - clear sky - hail - foggy - cold - starry night - thunder - stormy - frozen - rain showers - cloudy - Warning: icy roads! - sunny (with a chance of rain) - lightning

			
sunny	cloudy	overcast	sunny (with a chance of rain)
			
rain showers	heavy rain	snow	hail
			
Warning: icy roads!	foggy	clear sky	frozen
			
stormy	tornado	hot	cold
			
thunderstorm	thunder	lightning	starry night

2. Look at the words again. Which of them are adjectives, which are nouns, and which are word groups?

In your folders, make a table and write down the words under the correct heading.

Noun	Adjective	Word groups
<i>snow</i>	<i>sunny</i>	<i>heavy rain</i>
<i>tornado</i>	<i>overcast</i>	<i>clear sky</i>
<i>thunderstorm</i>	<i>hot</i>	<i>starry night</i>
<i>hail</i>	<i>foggy</i>	<i>Warning: icy roads!</i>
<i>thunder</i>	<i>cold</i>	<i>sunny (with a chance of rain)</i>
<i>rain showers</i>	<i>stormy</i>	
<i>lightning</i>	<i>frozen</i>	
	<i>cloudy</i>	

3. Sometimes it is easy to make nouns from adjectives or the other way round, e.g. *sunny* → *sun*. Try to make more pairs from the words in the table.

Write down the pairs in your folder.

Example:

Adjective	Noun
<i>sunny</i>	<i>sun</i>
<i>cloudy</i>	<i>cloud</i>
<i>foggy</i>	<i>fog</i>
<i>stormy</i>	<i>storm</i>
<i>snowy</i>	<i>snow</i>
<i>rainy</i>	<i>rain</i>
<i>icy</i>	<i>ice</i>