



SACHSEN-ANHALT

Ministerium für Bildung

ZENTRALE KLASSENARBEIT 2025

GYMNASIUM

Englisch

Schuljahrgang 6

Teile A und B

Arbeitszeit: Teil A: 10 Minuten
 Teil B: 35 Minuten

Thema: School

Name, Vorname: _____


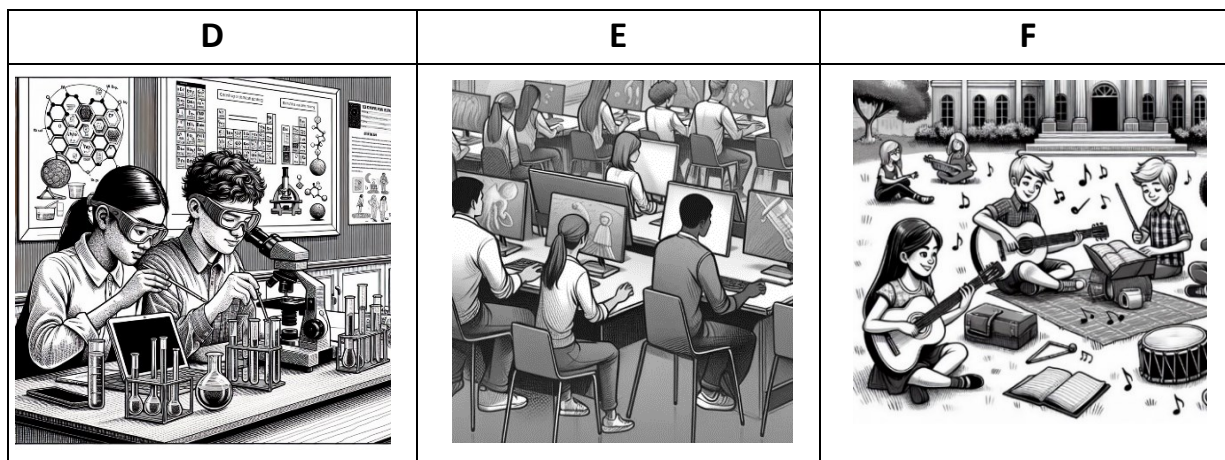

Klasse: _____

Teil A: Listening Comprehension

I I like school

Listen to five children talking about why they like school. While listening, match the speaker (1–5) with one of the pictures (A–G). There are two more pictures than you need.

You will hear the recording once only. You now have time to look at the task.



Speaker	1	2	3	4	5
Picture					

	5
--	---

II The new student

Listen to a dialogue between Alex, who is a new student, and Jamie. While listening, answer the questions below in about 1 to 5 words or numbers.

You will hear the recording twice. You now have time to look at the task.

1 How does Alex feel at the beginning of the conversation?

2 Why must Alex find room 12?

3 Which facts about the Maths teacher does Jamie give? (*Name one.*)

4 Where can Alex find the library? (*Name one.*)

5 What does Alex learn about Mr. Carter? (*Name one.*)

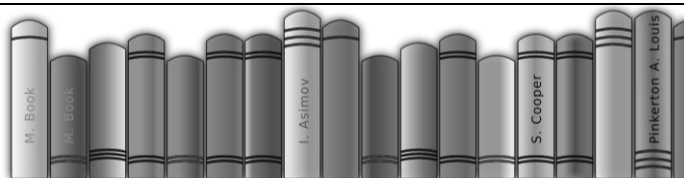
6 What does Jamie offer¹ to Alex at the end of the conversation?

¹ to offer anbieten

Teil B: Reading Comprehension, Mediation, Language in Use and Writing

I Reading Comprehension

Read the following text about a school library. Then read the questions and mark the correct answer (a, b, or c). There is only one correct answer.



Welcome back to our school library!

This Friday we are re-opening our school library after some renovation work. Our school library is a welcoming and comfortable space for everyone at school.

Opening times are Monday to Thursday from 8 a.m. to 3 p.m. During lesson times, the library is open to students in Years 10 to 12 for private study. During breaks and lunchtime, all students can come to the library.

Our library has 3,000 books. It is also linked with the city's library, which gives students and teachers the chance to borrow even more books.

If you want to take books home, you will need a library card. You can keep every book for four weeks, and if you need more time, just talk to me. We will find a solution.


There are five computers which you can book at breaks and lunchtime if you want to study or do your homework. We also have a separate room with large, round tables for group work.

We organise many activities, too, for example a sale of second-hand books on World Book Day, a play on National Theatre Day, and funny quizzes at the school's Open Day.

Please note that you must not eat or drink in the library. And please be quiet so that we all can enjoy the fun of reading.

Your librarian,

Ms. Booksmith



© pixabay

1. When can you use the school library for the first time after the re-opening?

a)	at 10 a.m.	<input type="checkbox"/>
b)	next week	<input type="checkbox"/>
c)	at the end of the week	<input type="checkbox"/>

2. Who can use the library during class time?

a)	every student	<input type="checkbox"/>
b)	older students	<input type="checkbox"/>
c)	anyone with a library card	<input type="checkbox"/>

3. How long can you borrow a book?

a)	only during class	<input type="checkbox"/>
b)	for about one month	<input type="checkbox"/>
c)	from 8 a.m. to 3 p.m.	<input type="checkbox"/>

4. What should students do if they need to keep a book longer?

a)	inform a teacher	<input type="checkbox"/>
b)	speak to the librarian	<input type="checkbox"/>
c)	contact the public library	<input type="checkbox"/>

5. What can you do in the library during lunchtime?

a)	have a snack	<input type="checkbox"/>
b)	play with friends	<input type="checkbox"/>
c)	prepare for lessons	<input type="checkbox"/>

6. What can students do on World Book Day?

a)	buy old books	<input type="checkbox"/>
b)	win a fantastic prize	<input type="checkbox"/>
c)	take part in a reading competition	<input type="checkbox"/>

II Mediation

Theas Schule plant einen Schulaustausch mit der Kerry Flotter School in Birmingham. Theas Eltern möchten gern mehr wissen und fragen, was auf der Website steht. Beantworte die Fragen auf Deutsch. Du musst keine vollständigen Sätze schreiben.



KERRY FLOTTER SCHOOL

Houses

There are twelve tutor groups in three different *Houses*. Years 7 and 8 are in a house called *King Charles*, Years 9 and 10 stay in a house called *Queen Elizabeth*, and Year 11 is in a house called *Queen Victoria*. There are also competitions in the *Houses*, for example for the best student. We have an art competition, the Science Olympiad, a video-making competition, different tournaments, and athletics days, too.

Accidents and illness

If you don't feel well or have an accident, you must contact a **teacher**. If you can't stay at school, we will inform your parents so they can pick you up.

Fire drill

If there is a fire, a fire alarm will ring. Don't take anything with you. Just follow the fire route and quickly leave the building. Meet in your group on the tennis courts.

Personal objects

All students must leave **expensive personal things** at home. You must not use a mobile phone in school. If teachers see you using a phone, they will take it away. You can get it back after the last lesson on Friday.

Papa: Das sieht echt interessant aus, nur verstehe ich nicht alles. Wo wirst du denn als 8.-Klässlerin untergebracht sein?

1. Du: _____

Mama: Du bist doch gern kreativ. In welcher Form kannst du dich damit einbringen?
(*Nenne einen Aspekt.*)

2. Du: _____

Papa: Was musst du tun, wenn du dich krank fühlst?

3. Du: _____

Papa: Da steht ja, dass ihr bei Feueralarm das Gebäude verlassen müsst. Was ist sonst noch zu beachten?
(*Nenne zwei Fakten.*)

4. Du: _____

Mama: Und dein geliebtes Handy? Welche Regelungen gibt es dazu?
(*Nenne zwei Fakten.*)

5. Du: _____

Mama: Danke, das hilft uns schon einmal weiter!

III Language in Use

1. School trip: Modal verbs

Class 6a is on a school trip to Snowdonia National Park in Wales. At the beginning, the teachers explain a few rules. Put the modal verbs from the box into the speech bubbles. You must use one modal verb twice.

must – mustn't – can – needn't

1. You _____ be back on time. That's important!

2. You _____ throw your rubbish into nature.

3. You _____ climb the hill, but only in small groups.

4. Don't walk alone! You _____ stay with your group.

5. You _____ take notes, just enjoy the view.

© Bing AI Image Creator

5

2. School dialogues

Read the following mini-dialogues. Choose the correct answer (a, b **or** c) to complete the sentence. Your dictionary can help you.

1. We will have a guest next week. – Oh, that sounds ____.

- a) ☐ exciting b) ☐ exiting c) ☐ existing

2. Could you repeat that, please? – Yes, _____. Open your books at page 15.

- a) ☐ of course b) ☐ you're welcome c) ☐ thank you

3. I don't understand the word 'to search'. – It means 'to look _____ something'.

- a) ☐ after b) ☐ at c) ☐ for

4. _____ wants to share their answer with the class? – Sure, the answer is 42.

- a) ☐ Where b) ☐ Who c) ☐ How

4

