



Institut zur Qualitätsentwicklung
im Bildungswesen

**Vergleichsarbeiten 2010
8. Jahrgangsstufe (VERA-8)
Englisch - TESTHEFT I**



Anweisungen

Du wirst in diesem Test verschiedene Aufgaben bearbeiten. Einige davon sind leicht, andere sind schwer. Wenn du eine Aufgabe nicht lösen kannst, versuche die richtige Antwort zu erraten. Es können z. B. folgende Arten von Aufgaben vorkommen:

Aufgaben mit Mehrfachauswahl / Multiple-Choice-Aufgaben

Bei diesem Aufgabentyp werden verschiedene Antwortmöglichkeiten angeboten. Setze bei diesen Aufgaben ein Häkchen in das Kästchen, das vor der richtigen Antwort steht. Bei diesen Aufgaben ist immer nur eine der Antwortmöglichkeiten richtig!

Beispiel 1:

Joe Brown loves hunting bears, but he is getting old, and his eyes are not very good any more. Many times he almost shot a person instead of a bear.

The text tells us that...

- Joe Brown loves bears.
- Joe Brown loves shooting people.
- Joe Brown is not very young.
- Joe Brown's eyes are very good.

Wenn du deine Antwort auf eine Frage ändern möchtest, streiche das Kästchen mit deiner ersten Antwort aus und setze ein Häkchen in das richtige Kästchen, so wie es in Beispiel 2 gezeigt wird.

Beispiel 2:

Joe Brown loves hunting bears, but he is getting old, and his eyes are not very good any more. Many times he almost shot a person instead of a bear.

The text tells us that...

- Joe Brown loves bears.
- Joe Brown loves shooting people.
- Joe Brown is not very young.
- Joe Brown's eyes are very good.

Zuordnungs-Aufgaben / Multiple-Matching-Aufgaben

Bei diesem Aufgabentyp sollst du verschiedene Informationen einander zuordnen und deine Antworten in eine Tabelle eintragen. Bei diesen Aufgaben ist immer nur eine der Antwortmöglichkeiten richtig! Bitte schreibe die Buchstaben deutlich und gut erkennbar.

Beispiel 3:

Match the countries (1 to 3) with the capitals (a to e). You may use each letter only once. There are two more capitals than you need.

Write your answers in the table below.

- | | |
|------------|-----------|
| 1. France | a) Rome |
| 2. Germany | b) London |
| 3. Italy | c) Madrid |
| | d) Paris |
| | e) Berlin |

1	2	3
d	e	a

Aufgaben mit Kurzantwort / Short-Answer-Aufgaben

Bei diesem Aufgabentyp schreibst du deine Antwort auf. Halte dich dabei an die angegebene Anzahl der Wörter, die du für deine Antwort verwenden darfst.

Beispiel 4:

What do you think about the story?



It is interesting.

Schreibaufgaben / Writing-Aufgaben

Bei diesem Aufgabentyp schreibst du einen Text zu einem bestimmten Thema. Beachte die vorgegebene Mindestwortzahl; du kannst aber auch mehr schreiben.

Beispiel 5:

This summer you'll be taking part in an exchange programme. Write a letter introducing yourself to your host family in Atlanta, USA.

Hello,

My name is Alex and I'm 14 years old...

In die Bewertung von Schreibaufgaben gehen Inhalt, Textaufbau und die sprachliche Leistung (Wortschatz und Grammatik) ein.

Viel Erfolg!

Lesen Teil I

Es folgen jetzt Aufgaben zum Leseverstehen.

Im Testheft findest du verschiedene Texte. Lies dir die Texte und die Arbeitsanweisungen durch und bearbeite dann die Aufgaben zu jedem Text.

Schreibe deine Antworten nur in die dafür vorgesehenen Felder.

Für die folgenden Leseaufgaben hast du insgesamt 20 Minuten Zeit.



Du darfst erst dann umblättern,
wenn du dazu aufgefordert wirst!

Aufgabe 1: Text from the Internet

Read the text from the Internet. Then tick the correct statement (a, b, c or d).

I'm 13 and want to know how I can get a job doing a paper round in the UK. How do I apply? I would also like to know what sort of pay I would get.

Oh! One more thing! Are there any other jobs that are available for 13-year-olds in the UK? I want to start working soon so I can save up some money!

Thanks

The teenager is...









- a) ...working for a newspaper.
- b) ...looking for a job.
- c) ...doing a paper round.
- d) ...saving money.

Aufgabe 2: Plans

Read the question and the answers (0 to 6) from a website. Then match them with one of the pictures (a to h). There is one more picture than you need. There is an example at the beginning (0).

What are you going to do today?

0. Shopping and a party.
1. Packing, I'm going to Florida for the remainder of the break.
2. I am going to go and see <i>Yes Man</i> at the cinema later.
3. Might get out a DVD to watch tomorrow. And afterwards I will have a nice hot bath.
4. I will read the newspaper.
5. I'm going to watch a few of my favourite TV programmes.
6. I am about to go to sleep. It is now 9.35pm in India.

a) 	b) 	c) 	d) 
e) 	f) 	g) 	h) 

0	1	2	3	4	5	6
e						

Aufgabe 3: Sponsored Child

Read the letter by a sponsored child. Then complete the table below in 1 to 5 words/numbers. There is an example at the beginning (0).

Philippines, October 5th 2006

Dear Mrs Müller,

How are you? First of all I would like to wish you a wonderful day and introduce myself and my family circle.

I am Nelly Cris Bianco. I was born on August 3rd 1998. I am already eight years old now.

I am in the second grade now. My stepfather's name is Mr Bonaparte and my mother's name is Emily. My stepfather is a fisherman and my mother is a housekeeper.

We are three children in the family. I am the oldest daughter and I have a sister and a brother. My sister is two years younger than me and my brother is four years younger.

My hobbies are football and all local games. I also love playing with dolls.

Thank you very much for choosing me as your sponsored child.

Do you have a child like me?

Again thank you so much!

I hope this is not the first and last letter.

Sincerely yours,

Nelly Cris Bianco

0. Name:	Nelly Cris Bianco
1. Date of birth:	
2. Age:	
3. Class:	
4. Parents' jobs:	a) stepfather:
	b) mother:
5. The youngest in the family:	
6. Name two of Nelly's hobbies:	a)
	b)

Aufgabe 4: Christmas

Read the text. Then answer the questions below in 1 to 5 words/numbers. Write feet, kilos, miles, years, minutes, etc. in your answers when needed. There is an example at the beginning (0).



About Bronner's

Frankenhuth, Michigan is the home of **BRONNER'S CHRISTMAS WONDERLAND** a fascinating year-round attraction for all ages.

Wally Bronner started his business in 1945. Bronner's became the world's largest Christmas store. Open 365 days of the year, Bronner's shows over 50,000 decorations and presents, including artificial Christmas trees, Christmas lights, and more.

Bronner's Silent Night Memorial Chapel is open daily. Every evening Bronner's ½-mile long Christmas Lane shines with thousands of lights. Over two million people, including 2,000 group tours, visit Bronner's attraction every year. The entrance is free.



0. Where is the home of Bronner's?



Frankenmuth, Michigan

1. Who started the business?



2. How many days of the year is Bronner's open?



3. How many decorations and presents does it show?



4. What is the name of Bronner's chapel?



5. How long is Bronner's Christmas Lane?



6. How many people visit Bronner's every year?



Aufgabe 5: Workshops for Young People

You are looking for something to do in your free time. Read the adverts. Then answer the questions below in 1 to 5 words/numbers. Write feet, kilos, miles, years, minutes, etc. in your answers when needed. There is an example at the beginning (0).

Saturday 5 April, 10.30am - 4pm

Wild West

Play in a Day

Create a play in a day and become a part of the Wild West.

Performance for friends and family at 3.30pm.

Please bring a packed lunch and wear comfortable clothing.

Cost: £15



Friday 18 April, 10am - 4.30pm

High School Musical Moves!

Are you a High School Musical fan? Would you like to get on the stage? Well, here is your chance!

Dance all day in this fun-filled workshop.

For 6 to 16-year-olds.

Wear comfortable clothing, bring a packed lunch and a lot to drink.

Cost: £20



Saturday 14 June, 6 - 7.15pm

Guitar Workshop with John Etheridge & Kit Holmes

Get some advice about all aspects of guitar playing!

Welcome from age 10 years upwards. Bring a guitar to take part or simply listen and learn.

Cost: £5



Tuesdays from 6.45pm

Cats Youth Theatre

6.45pm, for 8 - 12s

8.15pm, for 13 - 18s

To join & for details

Contact Joanne or Kevin

Tel.: (023) 8089 2302

Cats: Colbury & Ashurst Theatrical Society



Tuesdays, 7.30pm
Poets' Corner

Once a month in the Gallery Room.
Bring a poem, listen to others and enjoy poetry reading...

25 March, 22 April, 20 May, 17 June & 15 July

Cost: £2



0. What date is the Wild West workshop?



5 April

1. How much do you have to pay for the Wild West workshop?



2. What age group is the High School Musical workshop for?



3. Who teaches the guitar workshop?



4. How can you get in touch with Cats Youth Theatre?



5. Where does the Poets' Corner take place?



Aufgabe 6: Agony Aunt

Read the texts about teenage problems (0 to 4) and match them with the headings (a to f) below. There is one more heading than you need. There is an example at the beginning (0).

0. I am 13 and I'm pretty short for my age. I want to start doing press-ups but someone told me press-ups can stop my growth. Is this true?
1. I'm 13 years old and really want to have fun this summer. Whenever I call my friends to get together, everyone always seems to be busy and I don't want to call back and be annoying. What should I do to have fun with my friends over the summer?
2. I am a 12-year-old girl and I get straight A's in school. A lot of popular girls make fun of me because it's not "cool" to do well in school. The teasing really bothers me. What should I do?
3. My parents are driving me crazy with rules. It seems like I can't do anything without some rule attached to it or without breaking some rule. How can I make them loosen up?
4. Ever since I have started using a cell phone I get the same headache, in the same spot. Could there be any relation between my headaches and the cell phone?

- a) Clever but unpopular
- b) Sports and health
- c) Strict family
- d) Free time problems
- e) Bad results
- f) Illness caused by technology

0	1	2	3	4
b				

Schreiben Teil I

Es folgt jetzt eine Aufgabe zum Schreiben. Bei dieser Aufgabe sollst du einen Text zu einem bestimmten Thema schreiben.

Lies dir die Arbeitsanweisung sorgfältig durch und schreibe dann deinen Text. In der Arbeitsanweisung steht, wie viele Wörter du ungefähr schreiben sollst.

Denke daran, dass du insgesamt 20 Minuten hast. Plane deine Arbeit so, dass du Zeit zum Überarbeiten hast:

Prüfe, ob du die Aufgabenstellung wirklich richtig erfasst hast und ob dein Text sinnvoll aufgebaut ist!

Lies deinen Text zum Schluss noch einmal durch. Achte dabei auf mögliche Fehler! Sind die englischen Wörter sinnvoll gewählt, stimmt die Grammatik, stimmt die Rechtschreibung?

Schreibe deutlich und leserlich!



Du darfst erst dann umblättern,
wenn du dazu aufgefordert wirst!

Lesen Teil II

Es folgen jetzt Aufgaben zum Leseverstehen.

Im Testheft findest du verschiedene Texte. Lies dir die Texte und die Arbeitsanweisungen durch und bearbeite dann die Aufgaben zu jedem Text.

Schreibe deine Antworten nur in die dafür vorgesehenen Felder.


Für die folgenden Leseaufgaben hast du insgesamt 20 Minuten Zeit.



Du darfst erst dann umblättern,
wenn du dazu aufgefordert wirst!

Aufgabe 1: Party

Read the text. Then answer the questions below using 1 to 5 words/ numbers. Write feet, kilos, miles, years, minutes, etc. in your answers when needed. There is an example at the beginning (0).



Halloween

What are you doing on Halloween Night?

Come to our Halloween Party.

Saturday, October 31

Starts at 6pm and ends after midnight.

There will be live music, great food and drinks and wonderful prizes

Tickets cost \$10 for adults and \$2 for children.

Buy tickets online at www.spookycat.org

See you at the Phoenix Theater,

101 Washington Street,

Petaluma



**Wear
crazy
clothes**

0. What kind of a party is it?



a Halloween party

1. When is the party?



a) day:

b) date:

2. When does it begin and finish?



a) start:

b) end:

3. How much do tickets for grown-ups cost?



4. Where can you buy the tickets?



5. Where is the party?



6. What kind of clothes should you wear?



Aufgabe 2: Museum Guide

Read the questions (0 to 4) and match them with one of the answers (a to f). You may use each letter only once. There is one more answer than you need. There is an example at the beginning (0).

The Field Museum Chicago – Museum Guide

Frequently asked questions

0. How do I get tickets for special exhibitions?
1. When can I visit the museum?
2. Is photography allowed in the museum?
3. How can I get articles from the museum store?
4. Does the museum offer help to people with walking problems?

- a) The museum has four stores, so you'll want to save enough time to shop. A selection of articles can be seen on our website, and you can also place orders by phone, fax or mail.
- b) The Field Museum is open from 9am to 5pm every day of the year except Christmas.
- c) Seeing Sue, the world's largest and most complete T. rex, is included with museum admission. We are excited to bring this remarkable T. rex to the public.
- d) You can buy tickets for these exhibitions in advance online or at the door when you arrive at the museum.
- e) Yes, it does. Visitors using wheelchairs or strollers should use the east entrance. Handicapped parking is available.
- f) Unless otherwise posted, you are welcome to take pictures of museum exhibitions for personal use with hand-held cameras.

0	1	2	3	4
d				

Aufgabe 3: Bike Tour

Read the texts (0 to 4) and match them with one of the headings (a to g). You may use each letter only once. There are two more headings than you need. There is an example at the beginning (0).

0. Before you start, it's best to get some proper training. Cycling proficiency courses take place all the time. You can find out about them at your school, or ask your council's Road Safety Officer for details.

1. The most important thing to get is a helmet which fits you, doesn't block your eyes or ears, and is secure on your head. Put on bright clothes in the day and reflective strips and light colours at night – you're a lot harder to see than a car!

2. Learn the Highway Code – it's not just for cars! Signs and traffic lights apply to bikes as well as other vehicles. Use cycle lanes and paths, and never ride more than two side-by-side – on narrow roads stay in single file.

3. Plan the route you're going to take. You should make sure you follow the cycle routes. Most importantly, let someone know where you're going and how long it should take. Don't forget your mobile phone.

4. Make sure your bike is the right size for you. Check the air pressure of your tyres, and make sure they're not worn out. Check your brakes. Make sure your lights and reflectors are clean, and that the lights are working.

- a) Condition of bike
- b) Rules of the road
- c) Cycle-friendly pavements
- d) What to wear
- e) Organizing the tour ahead
- f) Getting some cycling practice
- g) Cyclers and walkers

0	1	2	3	4
f				

Aufgabe 4: Tower

Read the text. Then answer the questions below in 1 to 5 words/numbers. There is an example at the beginning (0).

Tower of London

The Tower of London was started by William the Conqueror in 1078. More buildings have been added over the centuries. William built the Tower as a castle and a palace. Since then, it has been used as a zoo and a mint (where money is made), as well as to store weapons. It is most famous, however, as a prison.

The White Tower

The White Tower is at the heart of the Tower of London site. More than 900 years old, it is the oldest building on the site.

The White Tower has been home to kings and queens, as well as their prisoners.

The first prisoner ever held in the White Tower escaped by climbing down a rope that had been hidden inside a wine barrel.

Armoury

The Tower Armoury was used to store weapons and armour. You can still see Henry VIII's suits of armour on display here.

Convicted prisoners were executed at the Tower. In the Armoury you can see a real block and axe once used to execute prisoners.

The Crown Jewels

The Crown Jewels have been kept at the Tower since the fourteenth century. You can see them on display in the Jewel House. The collection includes Saint Edward's Crown, used to crown a new king or queen, and the Imperial State Crown, which has 3,000 precious jewels.

0. Who started building the Tower?



William the Conqueror

1. What was the Tower of London used for? (Give one example.)



2. What is the oldest building at the Tower of London?



3. What can you see in the Armoury? (Give one example.)



4. Since when have the Crown Jewels been in the Tower of London?



5. How many jewels does the Imperial State Crown have?



Aufgabe 5: Wembley Stadium

Read the questions (0 to 6) from the website of Wembley Stadium. Then match them with the answers (a to i). You may use each letter only once. There are two more answers than you need. There is an example at the beginning (0).

THE **NEW**



IN LONDON

Frequently asked questions

0. What events are coming up?
1. How do I get to Wembley?
2. How can I find out where my seat is in the stadium?
3. Where can I find a snack bar?
4. When can I go on a stadium tour?
5. How much is the stadium tour?
6. When is the Wembley Stadium store open?

- a) On event days at Wembley Stadium the roof is always in its fully closed position.
- b) It costs £15 for an adult, £8 for a child (under 16). There is a 10% discount on group bookings of 30+.
- c) Daily, starting at 9.30am. The last one is at 5.30pm.
- d) You can find details of all Wembley Stadium's future events on the event page.
- e) From Monday to Saturday between 10am and 7pm and on Sundays from 12pm to 6pm.
- f) We suggest that anyone coming to an event at Wembley uses public transport.
- g) There are 688 food and drink service points located around the stadium.
- h) All visitors, also children, must have a valid ticket to the event.
- i) Once you have your ticket you will know where to sit: the level, the block and the number.

0	1	2	3	4	5	6
d						

Aufgabe 6: Mini-Saga

Read the mini-saga. Then tick the correct answer (a, b, c or d).

The Airport

He was running late. Very late! That was the last flight and he didn't want to spend the night at the airport. He ran as fast as he could. There were only thirty minutes left. When he reached the gate his panic turned to a smile – his flight was delayed.

How did the man feel when he found out that his flight was late?

- a) tired
- b) happy
- c) nervous
- d) funny

Aufgabe 7: Amazon Parrots

Read the texts (0 to 4) and match them with one of the headings (a to f). You may use each letter only once. There is one more heading than you need. There is an example at the beginning (0).



- | |
|---|
| 0. Amazon parrots only live in the New World. Christopher Columbus himself gave the name "Amazon" to the green parrots. He brought them to Europe after his first voyage there. |
| 1. There are 27 species of Amazon parrots, ranging from South America to Mexico and the Caribbean. Prices generally range from \$800 to \$1,600, depending on the species. |
| 2. Amazon parrots are very good at talking and imitating sounds. Research has clearly shown that they are very intelligent and will speak in context: one test subject, Alex, can name about 40 objects and identify seven different colours. |
| 3. The right food is very important for a parrot's health. This includes fruits and vegetables, fresh water and a special seed mix. Certain foods are not healthy for a bird, such as chocolate, caffeine, alcohol, avocado and apple seeds. |
| 4. An Amazon parrot will be an entertaining companion animal for many, many years. Amazons generally live 40-60 years, with one bird living to a record of 119 years. If you're ready for a long-term relationship, consider the personable, playful Amazon parrot. |

- a) Eating habits
- b) Climate
- c) Background information
- d) Discovering the parrots
- e) Friend for life
- f) Characteristics

0	1	2	3	4
d				

Schreiben Teil II

Es folgt jetzt eine Aufgabe zum Schreiben. Bei dieser Aufgabe sollst du einen Text zu einem bestimmten Thema schreiben.

Lies dir die Arbeitsanweisung sorgfältig durch und schreibe dann deinen Text. In der Arbeitsanweisung steht, wie viele Wörter du ungefähr schreiben sollst.

Denke daran, dass du insgesamt 20 Minuten hast. Plane deine Arbeit so, dass du Zeit zum Überarbeiten hast:

Prüfe, ob du die Aufgabenstellung wirklich richtig erfasst hast und ob dein Text sinnvoll aufgebaut ist!

Lies deinen Text zum Schluss noch einmal durch. Achte dabei auf mögliche Fehler! Sind die englischen Wörter sinnvoll gewählt, stimmt die Grammatik, stimmt die Rechtschreibung?

Schreibe deutlich und leserlich!



Du darfst erst dann umblättern,
wenn du dazu aufgefordert wirst!

Aufgabe: Description of a Person

Finish the e-mail to your American friend describing the picture below.

Do not use internet slang. Write 40 to 60 words.



Neue Nachricht

Datei Bearbeiten Ansicht Einfügen Format Extras Nachricht ?

Senden Ausschneiden Kopieren Einfügen Rückgängig


An: Chris@hotmail.com

Cc:

Betreff: Your Visit

Hi Chris,

I can't meet you at the airport. But my aunt Catrin will be there. I can't mail her photo, but I can tell you what she looks like:

 She

Lined writing area with 20 horizontal lines.

Yours,
Alex