



SACHSEN-ANHALT

Ministerium für Bildung

ZENTRALE KLASSENARBEIT 2023

SEKUNDARSCHULE

Englisch

Schuljahrgang 6

Teil A und B

Arbeitszeit: Teil A: 10 Minuten
 Teil B: 35 Minuten

Thema: Hobbies

Name, Vorname: _____

Klasse: _____

Teil A: Listening Comprehension

I Billie Eilish

Listen to Sara talking about her hobbies and interests. While listening, tick the correct answer (a, b or c).

You will hear the recording twice.

1 Sara's hobby is ...

a)	writing songs.	<input type="checkbox"/>
b)	listening to music.	<input type="checkbox"/>
c)	playing an instrument.	<input type="checkbox"/>

2 Billie Eilish comes from ...

a)	London.	<input type="checkbox"/>
b)	Manchester.	<input type="checkbox"/>
c)	Los Angeles.	<input type="checkbox"/>

3 Sara went to the concert by ...

a)	bus.	<input type="checkbox"/>
b)	train.	<input type="checkbox"/>
c)	tube.	<input type="checkbox"/>







4 On the way to the concert Sara saw ...

a)	many fans.	<input type="checkbox"/>
b)	her parents.	<input type="checkbox"/>
c)	a very bad guy.	<input type="checkbox"/>

II What sport is it?

Listen to Stella, who is going to play a game with you. While listening, match the sports (1-4) with the pictures (A-F). There are two more pictures than you need.

You will hear the recording once only.

 A) badminton	 B) basketball	 C) chess
 D) dancing	 E) football	 F) tennis

Sport	1	2	3	4
Picture				

	4
--	----------


III Where is my purse?

Listen to a dialogue between Susan and the caretaker. While listening, complete the table below in one to five words or in numbers.

You will hear the recording twice.

1	Where lost	
2	Description	<ul style="list-style-type: none">- Size: - Colour: - Special detail:
3	Telephone number	0151/

	5
--	----------



Teil B: Language in Use, Reading Comprehension, Mediation and Writing

I Language in Use

a) Hobbies for youngsters

Read the following text and tick the correct word.

Birdwatching is the perfect hobby for outdoor-loving kids. Just **(1)** ... nothing but watch birds in nature. Maybe you can find some beautiful birds and **(2)** ... pictures of them.

Binge-Watching: Everyone has a favourite TV series. The **(3)** ... thing about it is that you can watch them in English, **(4)**

1. did do done

2. do make take

3. best bestest better

4. to too two

	4
--	----------

b) Animals

Write down the correct plural form of the following words. Your dictionary may help you.

1. sheep:

2. mouse:

3. fox:

	3
--	----------

II Reading Comprehension

Information on the school noticeboard

Read the following article about geocaching and answer the questions in one to five words or in numbers.

Geocaching – a modern treasure hunt

Geocaching is a fantastic outdoor adventure that you can do all the time and all around the world. To play, people use a geocaching app on their mobile phones to find cleverly hidden boxes. These boxes are also called geocaches.

There are millions of geocaches in 180 countries on every continent, at the South and North Pole, and even in a space station. About 400,000 of them are in Germany. The hiding places can be in the middle of a city, in the forest, in a lake or at the top of a mountain.

In a small geocache there is usually a logbook and in larger boxes you will find a pen and some small things, for example toy cars or keyrings. When you see a geocache, open it up and write your name in the logbook. If you take something, you have to leave something. Then, place the box back exactly as you found it.

Geocaching started in September 2000. Today, there are over three million geocachers who play the game. It is a great way to stay fit, be outside together with your family and friends and have a lot of fun.

photograph by A. M.



1. What do you need for this hobby? (*Name one.*)

2. Where can you find geocaches in Germany? (*Name two.*)

3. What can be in a geocache? (*Name two.*)

4. How many people have this hobby?


5. Why is geocaching so popular? (*Name two.*)

	8
--	----------

III Mediation

Nach einem Austausch in England bringst du ein neues Rezept mit. Deine Eltern sind neugierig und möchten das Rezept gern ausprobieren. Beantworte ihre Fragen auf Deutsch.

Do you know how to make pancakes?	
Tools I need:	a bowl, a pan, a spoon and a cup
Ingredients:	1 egg 1 cup of flour 1 cup of milk some butter some salt
Method:	1. Put flour and salt into a bowl. 2. Add an egg and the milk and mix it. 3. Put butter in a hot pan. 4. Then add some of the mixture. 5. Cook until its brown on both sides.
Eat with fruit or chocolate. Yummy!	



Copyright: CC-0

Eltern: Das sieht ja gut aus. Welche Zutaten braucht man denn dafür außer Butter und Milch?

Du: _____

Eltern: Wie wird diese Speise zubereitet? Erkläre uns das doch bitte mal.

Du: _____

Eltern: Gar nicht so schwer. Und was kann man dazu essen?

Du: _____

Eltern: Lecker! Dann fangen wir gleich damit an.

