



SACHSEN-ANHALT

Ministerium für Bildung

ZENTRALE KLASSENARBEIT 2022

SEKUNDARSCHULE

Englisch

Schuljahrgang 6

Teile A und B

Arbeitszeit: Teil A: 10 Minuten
Teil B: 35 Minuten

Thema: Travelling around Britain

Name, Vorname: _____

Klasse: _____

Teil A: Listening Comprehension

I A Trip to London

Listen to a dialogue between Louise and her friend Peter. While listening, answer the questions below in 1 to 5 words or in numbers.

You will hear the recording twice.

1	Where in London is Trafalgar Square?	-
2	How high is the London Eye?	-
3	How much is a London Eye ticket for children?	-
4	Who can you see at Covent Garden Market?	-
5	When do guided city tours start?	- -

	6 BE
--	-------------

II Neighbours

Listen to four neighbours talking about themselves. While listening, match the statements (A to E) with the names in the table. There is one more statement than you need.

You will hear the recording twice.

Statements	
A	This person no longer works.
B	This person is single and works at school.
C	This person is married and has two children.
D	This person comes from another country and has pets.
E	This person is a student and works on Saturdays and Sundays.

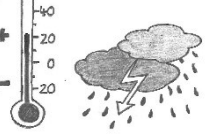

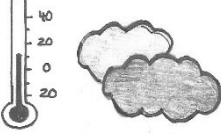
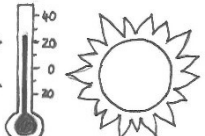

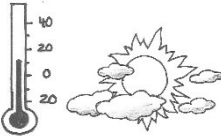


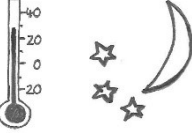
Name	Maria	Sara	Tac	Carol
Statement				

	4 BE
--	-------------

III Weather Forecast

You want to go on holiday to Scotland. Listen to the following weather forecast. While listening, mark the correct picture (a, b or c).

You will hear the recording once only.

<p>Tue June 09th</p>	<p>a <input type="checkbox"/> </p>	<p>b <input type="checkbox"/> </p>	<p>c <input type="checkbox"/> </p>
<p>Wed June 10th</p>	<p>a <input type="checkbox"/> </p>	<p>b <input type="checkbox"/> </p>	<p>c <input type="checkbox"/> </p>
<p>Thu June 11th</p>	<p>a <input type="checkbox"/> </p>	<p>b <input type="checkbox"/> </p>	<p>c <input type="checkbox"/> </p>

	3 BE
--	-------------

Teil B Language in Use, Reading Comprehension, Mediation and Writing

I Language in Use - Matching Words

Match the words from the box to the verbs below. Be careful, there are two more words than you need.

a mountain – swimming – a shoe – gymnastics – volleyball – a bicycle – a postcard – a window

1. climb

2. do

3. go

4. play

5. ride

6. write

	6 BE
--	------

II Reading Comprehension

Read the text and answer the questions (on the following page). You do not have to write complete sentences.

Leo's blog

Monday, 25th June: Hi, everyone. My name is Leo. My parents want to take me to the United Kingdom. That is so cool. I'm really excited. That's why I want to start my new blog today. Follow me and read about our trip.

Friday, 29th June: We arrived in Manchester in the morning. We came here by plane and took a taxi to our holiday flat. Manchester is one of the biggest cities in the north of England. More than 500,000 people live here. You can see a lot of young people from many different countries. Many of them study at Manchester University.



When we walked through the city in the afternoon, we saw a lot of pictures, symbols and models of bees. We didn't know why they were there, so we asked a guide when we visited Manchester Cathedral. He told us that Manchester was a very famous and important industrial city with a lot of factories. The people here are very busy and bees are busy, too. So, the bees became a symbol of the people of Manchester.

Sunday, 1st July: My parents took me to the National Football Museum. I enjoyed the tour because I learnt so much about the history of English football. Fantastic! Did you know that Manchester has two famous football clubs? - Manchester United and Manchester City. Football is very important for the people living here. Everyone is a fan.

© all photographs D. B.

1. How did Leo get to Manchester?

2. Where exactly is Manchester situated?

3. Why can you see so many young people in Manchester?

4. Who helped Leo's family to get information about Manchester?

5. Why are bees a symbol of Manchester?

	5 BE
--	-------------

III Mediation – Harry Potter in London

Du bist mit deiner Oma in den Sommerferien in London. Im Hotel liegt ein Flyer für eine Harry-Potter-Erlebnistour. Hilf deiner Oma, die Informationen zu verstehen.

*Beantworte ihre Fragen **auf Deutsch**. Nutze dazu den folgenden Flyer.*

<p>Harry Potter in London</p> <p>If you are a Harry Potter fan, don't miss this exciting tour.</p> <p>The tour stops at magical places like Hogwart's Great Hall and Dumbledore's Office. Many tourists visit the Forbidden Forest and go on board the Hogwarts Express at platform 9 $\frac{3}{4}$.</p> <p>Test what you know about Harry and his friends and find out which house of Hogwarts you belong to.</p> <p>The tour lasts about 3 hours. You can follow the tour with headphones in 6 different languages (English, French, German, Italian, Spanish and Chinese).</p> <p>Children under 5 are free. At the end of the tour you will get a present: a free photograph of you in an original Harry Potter costume.</p>	<p>When?</p> <p>daily at 2pm (November - March) and 1pm (April - October)</p> <p>How much?</p> <p>Adult: (16 years+): £13 Children: (5 to 16 years): £11 Groups: (10 or more people): £9 per person</p> <p>Meet where?</p> <p>Westminster tube station</p> <p>Know before you go:</p> <p>Please wear comfortable shoes and take an umbrella and a camera with you.</p>
--	--

1. Sag mal, wo geht die Tour eigentlich los?

2. Und wann beginnt die Tour?

3. Wieviel kostet die Tour für dich?

4. Wie lange dauert denn die Tour?

5. Welche Attraktionen können wir während der Tour sehen? (2 Attraktionen)

6. Schau mal, hier steht „present“. Was für ein Geschenk gibt es denn?

	7 BE
--	-------------

